
**UNITED STATES
SECURITIES AND EXCHANGE COMMISSION**
Washington, D.C. 20549

FORM 8-K

**CURRENT REPORT
Pursuant to Section 13 or 15(d)
of the Securities Exchange Act of 1934**

Date of Report (Date of earliest event reported): September 9, 2015

SCHLUMBERGER N.V. (SCHLUMBERGER LIMITED)
(Exact name of registrant as specified in its charter)

Curaçao
(State or other jurisdiction
of incorporation)

1-4601
(Commission
File Number)

52-0684746
(IRS Employer
Identification No.)

42, rue Saint-Dominique, Paris, France 75007
5599 San Felipe, 17th Floor, Houston, Texas 77056
62 Buckingham Gate, London SW1E 6AJ
Parkstraat 83, The Hague, The Netherlands 2514 JG
(Addresses of principal executive offices and zip or postal codes)

Registrant's telephone number in the United States, including area code: (713) 513-2000

Check the appropriate box below if the Form 8-K filing is intended to simultaneously satisfy the filing obligation of the registrant under any of the following provisions (see General Instruction A.2. below):

- Written communications pursuant to Rule 425 under the Securities Act (17 CFR 230.425)
 - Soliciting material pursuant to Rule 14a-12 under the Exchange Act (17 CFR 240.14a-12)
 - Pre-commencement communications pursuant to Rule 14d-2(b) under the Exchange Act (17 CFR 240.14d-2(b))
 - Pre-commencement communications pursuant to Rule 13e-4(c) under the Exchange Act (17 CFR 240.13e-4(c))
-
-

Item 8.01 Other Events.

On September 9, 2015, Paal Kibsgaard, Chairman and Chief Executive Officer of Schlumberger Limited (“Schlumberger”), addressed the oil and gas investment community at the CEO Energy-Power Conference in New York, New York. A copy of the presentation and slides is attached as Exhibit 99. Schlumberger has also posted this information on its website at <http://investorcenter.slb.com/phoenix.zhtml?c=97513&p=irol-presentations> and at <http://www.slb.com/news/presentations.aspx>.

Additional Information

This communication does not constitute an offer to buy or sell or the solicitation of an offer to buy or sell any securities or a solicitation of any vote or approval. The attached presentation relates in part to a proposed business combination between Schlumberger and Cameron International Corporation (“Cameron”). In connection with this proposed business combination, Schlumberger and Cameron may file one or more proxy statements, registration statements, proxy statement/prospectus or other documents with the Securities and Exchange Commission (the “SEC”). This communication is not a substitute for any proxy statement, registration statement, proxy statement/prospectus or other document Schlumberger or Cameron may file with the SEC in connection with the proposed transaction.

STOCKHOLDERS ARE URGED TO READ THE PROXY STATEMENT/PROSPECTUS, THE REGISTRATION STATEMENT AND OTHER DOCUMENTS THAT MAY BE FILED WITH THE SEC REGARDING THE PROPOSED TRANSACTION CAREFULLY AND IN THEIR ENTIRETY IF AND WHEN THEY BECOME AVAILABLE BECAUSE THEY WILL CONTAIN IMPORTANT INFORMATION ABOUT THE PROPOSED TRANSACTION THAT SHOULD BE READ CAREFULLY BEFORE ANY DECISION IS MADE WITH RESPECT TO THE PROPOSED TRANSACTION. These materials will be made available to stockholders of Cameron at no expense to them. Investors will be able to obtain free copies of these documents (if and when available) and other documents filed with the SEC by Schlumberger and/or Cameron through the website maintained by the SEC at <http://www.sec.gov>. Copies of the documents filed with the SEC by Schlumberger will be available free of charge on Schlumberger’s internet website at <http://www.slb.com>. Copies of the documents filed with the SEC by Cameron will be available free of charge on Cameron’s internet website at <http://www.c-a-m.com>. You may also read and copy any reports, statements and other information filed by Cameron or Schlumberger with the SEC at the SEC public reference room at 100 F Street N.E., Room 1580, Washington, D.C. 20549. Please call the SEC at (800) 732-0330 or visit the SEC’s website for further information on its public reference room.

Participants in the Solicitation

Cameron, Schlumberger, their respective directors and certain of their respective executive officers may be considered, under SEC rules, participants in the solicitation of proxies in connection with the proposed transaction. Information about the directors and executive officers of Schlumberger is set forth in its Annual Report on Form 10-K for the year ended December 31, 2014, which was filed with the SEC on January 29, 2015, and its proxy statement for its 2015 annual general meeting of stockholders, which was filed with the SEC on February 19, 2015. Information about the directors and executive officers of Cameron is set forth in its Annual Report on Form 10-K for the year ended December 31, 2014, which was filed with the SEC on February 20, 2015, and its proxy statement for its 2015 annual meeting of stockholders, which was filed with the SEC on March 27, 2015. These documents can be obtained free of charge from the sources indicated above. Additional information regarding the participants in the proxy solicitation and a description of their direct and indirect interests in the transaction, by security holdings or otherwise, will be contained in the proxy statement/prospectus and other relevant materials to be filed with the SEC when they become available.

Forward-Looking Statements

The attached presentation includes “forward-looking statements” within the meaning of Section 27A of the Securities Act of 1933, as amended, and Section 21E of the Securities Exchange Act of 1934, as amended. The opinions, forecasts, projections regarding whether the proposed Schlumberger/Cameron merger will close and the expected timing thereof; the expected benefits and synergies of the proposed transaction; future opportunities for the combined company and its products and services; future financial performance; and any other statements regarding Schlumberger’s or the combined company’s future expectations, beliefs, plans, objectives, financial conditions, assumptions or future events or performance, that are not statements of historical fact, are forward-looking statements within the meaning of the federal securities laws. Schlumberger can give no assurance that such expectations will prove to have been correct. These statements are subject to, among other things, satisfaction of the closing conditions to the proposed merger, the risk that the proposed merger does not occur, negative effects from the pendency of the proposed merger, the ability to successfully integrate the merged businesses and to realize expected synergies and other benefits, failure to obtain the required votes of Cameron’s stockholders, the timing to consummate the proposed transaction, and other risk factors that are discussed in Schlumberger’s and Cameron’s most recent 10-Ks as well as each company’s other filings with the SEC available at the SEC’s Internet site (<http://www.sec.gov>). Actual results may differ materially from those expected, estimated or projected. Forward-looking statements speak only as of the date they are made, and we undertake no obligation to publicly update or revise any of them in light of new information, future events or otherwise.

Item 9.01 Financial Statements and Exhibits.

(d) Exhibits

The exhibit listed below is furnished pursuant to Item 9.01 of this Form 8-K.

99 Presentation at the Barclays CEO Energy-Power Conference

SIGNATURES

Pursuant to the requirements of the Securities Exchange Act of 1934, the registrant has duly caused this report to be signed on its behalf by the duly authorized undersigned.

SCHLUMBERGER LIMITED

/s/ Howard Guild

Howard Guild
Chief Accounting Officer

Date: September 9, 2015



Thank you and good morning ladies and gentlemen.

Let me start by thanking Barclays, and David Anderson in particular, for the invitation to speak here today.

In my talk I will aim to demonstrate that Schlumberger, in spite of the current industry turmoil, continues to deliver very strong financial results and that we, at the same time, are actively looking to further strengthen and extend our business portfolio.

I will do that by first reviewing the key aspects of our recent technical and financial results and how our corporate transformation program remains the key driver behind our strong performance.

I will also show you how we continue to expand our technical offering by leveraging our core areas of expertise, combined with targeted M&A activity, always looking to create more value for our customers and shareholders.

As part of this I will outline the rationale for the recently announced Cameron transaction and why the move into surface equipment represents a compelling extension to our existing capabilities.

And finally, I will review how we see the oilfield services market evolving as we start preparing for 2016 and why Schlumberger will come out of this downturn stronger than ever.

Safe Harbor

Forward-Looking Statements

This presentation includes "forward-looking statements" within the meaning of Section 27A of the Securities Act of 1933, as amended, and Section 21E of the Securities Exchange Act of 1934, as amended. The opinions, forecasts, projections regarding whether the proposed Schlumberger/Cameron merger will close and the expected timing thereof, the expected benefits and synergies of the proposed transaction, future opportunities for the combined company and its products and services, future financial performance, and any other statements regarding Schlumberger's or the combined company's future expectations, beliefs, plans, objectives, financial conditions, assumptions or future events or performance, that are not statements of historical fact, are forward-looking statements within the meaning of the federal securities laws. Schlumberger can give no assurance that such expectations will prove to have been correct. These statements are subject to, among other things, satisfaction of the closing conditions to the merger, the risk that the contemplated merger does not occur, negative effects from the pendency of the merger, the ability to successfully integrate the merged businesses and to realize expected synergies and other benefits, failure to obtain the required votes of Cameron's stockholders, the timing to consummate the proposed transaction, and other risk factors that are discussed in Schlumberger's and Cameron's most recent 10-Ks as well as each company's other filings with the SEC available at the SEC's Internet site (<http://www.sec.gov>). Actual results may differ materially from those expected, estimated or projected. Forward-looking statements speak only as of the date they are made, and we undertake no obligation to publicly update or revise any of them in light of new information, future events or otherwise.

Safe Harbor

Additional Information

This presentation does not constitute an offer to buy or sell or the solicitation of an offer to buy or sell any securities or a solicitation of any vote or approval. STOCKHOLDERS ARE URGED TO READ THE PROXY STATEMENT/PROSPECTUS, THE REGISTRATION STATEMENT AND OTHER DOCUMENTS THAT MAY BE FILED WITH THE SEC REGARDING THE TRANSACTION CAREFULLY AND IN THEIR ENTIRETY IF AND WHEN THEY BECOME AVAILABLE BECAUSE THEY WILL CONTAIN IMPORTANT INFORMATION. These documents (when they become available) will contain important information about the proposed transaction that should be read carefully before any decision is made with respect to the proposed transaction. These materials will be made available to stockholders of Cameron at no expense to them. Investors will be able to obtain free copies of these documents (if and when available) and other documents filed with the SEC by Schlumberger and/or Cameron through the website maintained by the SEC at <http://www.sec.gov>. Copies of the documents filed with the SEC by Schlumberger will be available free of charge on Schlumberger's internet website at <http://www.slb.com>. Copies of the documents filed with the SEC by Cameron will be available free of charge on Cameron's internet website at <http://www.c-a-m.com>. You may also read and copy any reports, statements and other information filed by Cameron or Schlumberger with the SEC at the SEC public reference room at 100 F Street N.E., Room 1580, Washington, D.C. 20549. Please call the SEC at (800) 732-0330 or visit the SEC's website for further information on its public reference room.

Participants in Solicitation

Cameron, Schlumberger, their respective directors and certain of their respective executive officers may be considered, under SEC rules, participants in the solicitation of proxies in connection with the proposed transaction. Information about the directors and executive officers of Schlumberger is set forth in its Annual Report on Form 10-K for the year ended December 31, 2014, which was filed with the SEC on January 29, 2015, and its proxy statement for its 2015 annual meeting of stockholders, which was filed with the SEC on February 19, 2015. Information about the directors and executive officers of Cameron is set forth in its Annual Report on Form 10-K for the year ended December 31, 2014, which was filed with the SEC on February 20, 2015, and its proxy statement for its 2015 annual meeting of stockholders, which was filed with the SEC on March 27, 2015. These documents can be obtained free of charge from the sources indicated above. Additional information regarding the participants in the proxy solicitation and a description of their direct and indirect interests in the transaction, by security holdings or otherwise, will be contained in the proxy statement/prospectus and other relevant materials to be filed with the SEC when they become available.

But before we start let's get the formalities out of the way.

Some of the statements I will be making today are forward-looking. Our results could differ materially from those projected in these statements.

I therefore refer you to our latest 10-K filing and our other SEC filings.

Managing the Downturn

Revenue Decline (Year-On-Year)



Decremental Margins (Year-on-Year)



- Unprecedented drop in E&P activity combined with mounting pricing pressure
- Focusing on what we can control to preserve financial performance
- Reacting quickly and decisively to minimize disruption

4

Schlumberger

Looking first at our recent financial performance the main challenge over the past three quarters has been to navigate the commercial landscape, and to manage our cost and resource base while facing an unprecedented drop in E&P activity and mounting pricing pressure amidst falling demand for oilfield services.

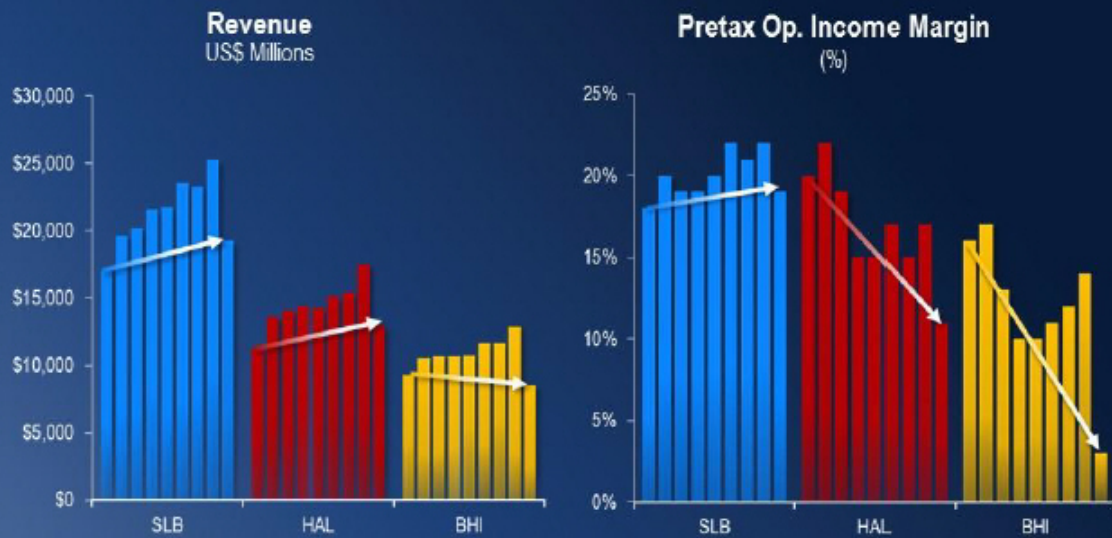
Through proactive planning quick implementation and by keeping focus on what we control we have managed to minimize the impact on our financial performance and, at the same time, maintained the quality of our customer-facing operations during a very tough period for the industry.

The results can be seen in our decremental margins which are significantly better than those achieved in the 2009 downturn in spite of the revenue drop being even more severe.

In North America, we have maintained decremental margins well below 40% and delivered H1 operating margins in excess of 10%, while in the international market decremental margins were well below 20%, and operating margins resilient at around 24%.

By reacting quickly we were able to complete most of the headcount reductions in the first quarter thereby avoiding additional restructuring charges in the second quarter which also helped stabilize our organization and maintain focus on serving our customers.

Global Financial Performance H1 2011 – H1 2015



Source: Public filings

5

Schlumberger

Our proactive approach is also reflected in our relative performance where we are clearly extending our trend of financial outperformance.

We continue to take a balanced approach to market share and margins, knowing very well from previous downturns that permanent pricing concessions for basic technologies are very difficult to recover from.

Still, even with our balanced approach, we have outgrown the rest of the field in terms of total revenue over the past four and a half years.

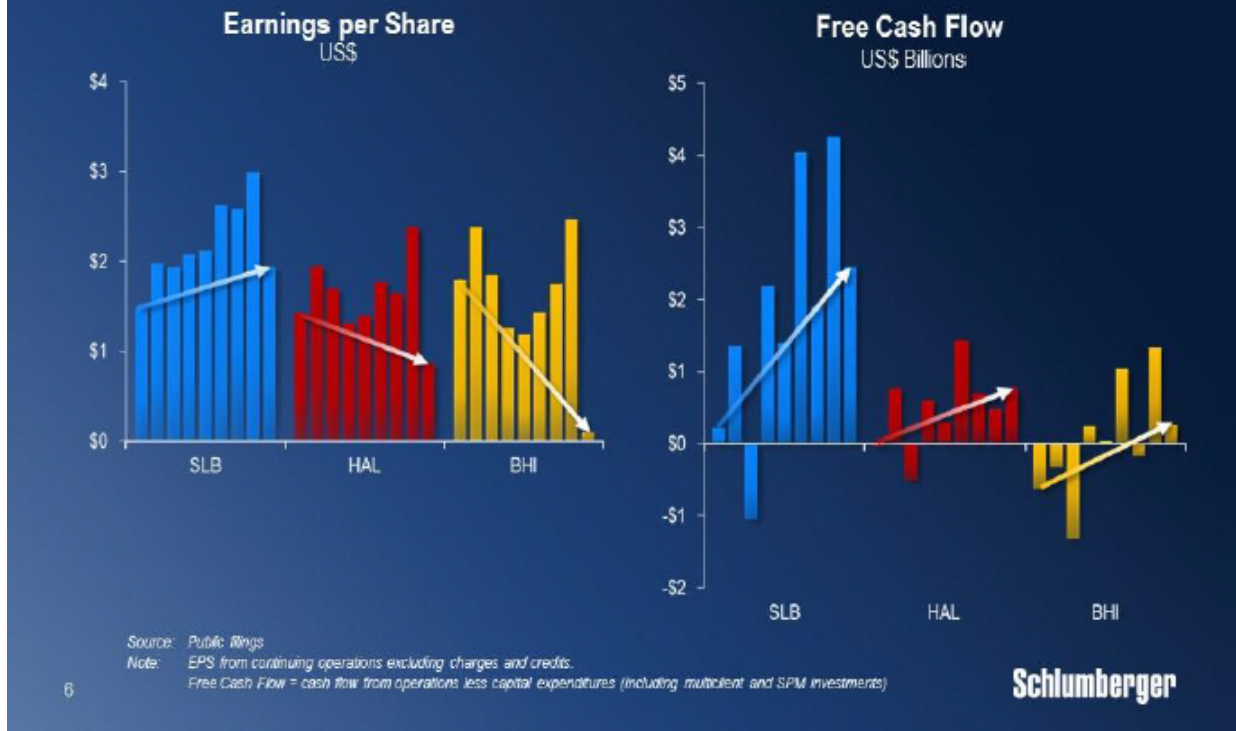
And in terms of operating margins, we have maintained overall profitability levels over the same period while our competitors have seen margin erosion of 900 basis points, or more, creating a gap in our favor that has never been larger.

As we continue to focus on our financial performance, we are not ignoring our customers' need to lower operating costs.

We are actively working with them both in the planning and execution phase to help drive costs out of the system.

And in some cases, we offer pricing concessions for higher market share and better terms and conditions, which we can leverage to further improve our internal operating efficiency.

Global Financial Performance H1 2011 – H1 2015



Looking at earnings-per-share and free-cash-flow, our results also set us apart from our peer group.

In the past four-and-a-half years, our cumulative free-cash-flow is close to \$17 billion, which dwarfs the amount generated by our two main competitors combined.

In 2014, we converted more than 80% of our earnings into free-cash-flow and for the first half of 2015 the number is close to 100%.

This has allowed us to consistently return cash to our shareholders through both dividends and stock buy-backs.

We have, for instance, raised our dividend in each of the past 5 years, and the current dividend of \$2.5 billion per year is double of what we offered five years ago.

In terms of stock re-purchases, we have over the same period bought back more than \$13 billion of stock, and we expect our current \$10 billion program to be completed early next year.

And the key driver behind our strong financial performance is clearly our corporate transformation program.

Leveraging Transformation



7

As outlined in our 2014 Investor Conference, the transformation program is designed to create a step-change in our corporate performance by focusing on the four areas of new technology, reliability, efficiency, and integration.

The program is now embraced by our entire organization and continues to gain pace as seen by the multi-year improvement trends in all four focus areas.

We are clearly increasing the rate of innovation per R&E dollar spent, as seen by strong new technology sales as a percentage of total revenue.

Our focus on improving both product reliability through better engineering design, and maintenance and process reliability through a fully upgraded management system, is delivering steady reductions in the rate of Non-Productive Time generated for our customers.

And the ongoing initiatives around capital efficiency and asset utilization are further strengthening our already strong balance sheet while the share of revenue generated from integrated operations also continues to grow.

The design and implementation of our transformation program is one of the largest undertakings we have faced as a company.

But given the maturity of our organization, our effective management structure, and a company culture founded on innovation and driving industry change, I am very pleased with the progress we are making and I am confident that the program will offer up a significant performance upside to our business for years to come.

Characterization – Reservoir Expertise

- Over 85 years of science and innovation to expand our understanding of the sub-surface
- The largest community of petro-technical experts covering every major field globally
- Leadership in measurements, numerical modelling, software and control systems



8

Schlumberger

Next, I would like to switch focus to our business portfolio and show you how we, through our core capabilities and well-established business principles, continue to evolve our offering and how the recently announced Cameron transaction is a compelling and natural extension of our current portfolio.

The foundation for Schlumberger's success since our creation in 1926 has been our reservoir expertise, which today is housed in our Reservoir Characterization Group.

This includes our market-leading product lines in wireline, seismic, well testing, core and fluid analysis, data processing and reservoir modelling software, as well as the industry's largest petro-technical community, counting around 10,000 experts.

In addition to our unmatched reservoir expertise, the Reservoir Characterization Group has also established leadership positions in sensor and instrumentation design, numerical modelling, and development of software and control systems.

Enabled by more than 30 petaflops of computing power, these disciplines represent the fundamental technology backbone of Schlumberger.

Drilling – Integrated Technologies



- Two decades of innovation and game changing technology
- Focused R&E investment and targeted M&A to build the complete drilling offering
- Used software and instrumentation to fully integrate the downhole drilling system
- Transformed drilling from an art into a science

9

Schlumberger

Building on the unique capabilities of our Reservoir Characterization Group, we have over the past two decades built an industry-leading downhole drilling offering.

We did this by first transferring wireline technologies into the measurement and logging-while-drilling services of our D&M product line, and by using our downhole tool design capabilities to build the industry's leading rotary-steerable systems.

In 2010, we further extended our downhole drilling offering through the Smith and Geoservices transactions, which gave us a complete range of drillbits, drilling tools, drilling fluids, and mud logging capabilities.

With this, we brought together all the individual hardware components of the bottom-hole-assembly into a fully integrated downhole system, leveraging our deep knowledge of instrumentation software optimization and automation.

Following a highly successful integration process, our Drilling Group has in recent years, posted industry-leading growth rates and, at the same time, improved profitability to now be in-line with the rest of Schlumberger, whereas in the beginning it was clearly dilutive.

Production – Integrated Processes

- Expanding production portfolio, building on core scientific platforms and M&A
- Integrating technology and expertise across multiple technical domains
- Leveraging Characterization capabilities in measurements, systems and modelling
- Realizing life-of-well performance potential through integrated production workflows



10

Schlumberger

In parallel with expanding our Drilling offering, we have also continuously evolved our production portfolio, again building on our core scientific platforms together with targeted M&A activity.

In hydraulic fracturing we have, for years, combined our reservoir expertise with the latest advances in fluid chemistry to drive well production and recovery through innovative stimulation services such as HiWAY and BroadBand.

Our geo-engineered shale completions, which consistently deliver higher production compared to conventional techniques, are built directly on our unique formation evaluation measurements combined with our Mangrove reservoir and completion modelling software.

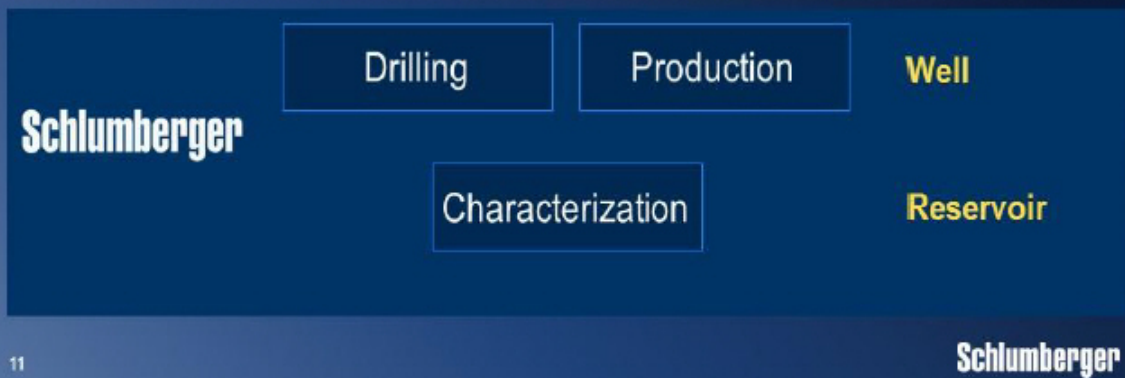
In coiled tubing, we have used wireline sensors and innovative telemetry technology to help establish our industry-leading ACTIVE platform.

And through the acquisition of Camco in 1998, we added completion hardware to our offering which we have evolved into our industry-leading Manara intelligent completions system, which once again, leverages measurement and control capabilities from Reservoir Characterization.

We also established, in artificial lift, a leading position in ESP and gas lift, which we, in recent years have augmented by a series of acquisitions in rod lift and progressive cavity pumps, to build a complete life-of-well artificial lift offering.

Technology Offering Evolution – Common Threads

- Leveraging core expertise and capabilities from Reservoir Characterization
- Moving from hardware components to instrumented, software optimized systems
- Complementing internal organic growth with targeted M&A



11

Schlumberger

The evolution of our technology offering that I just outlined has three common threads.

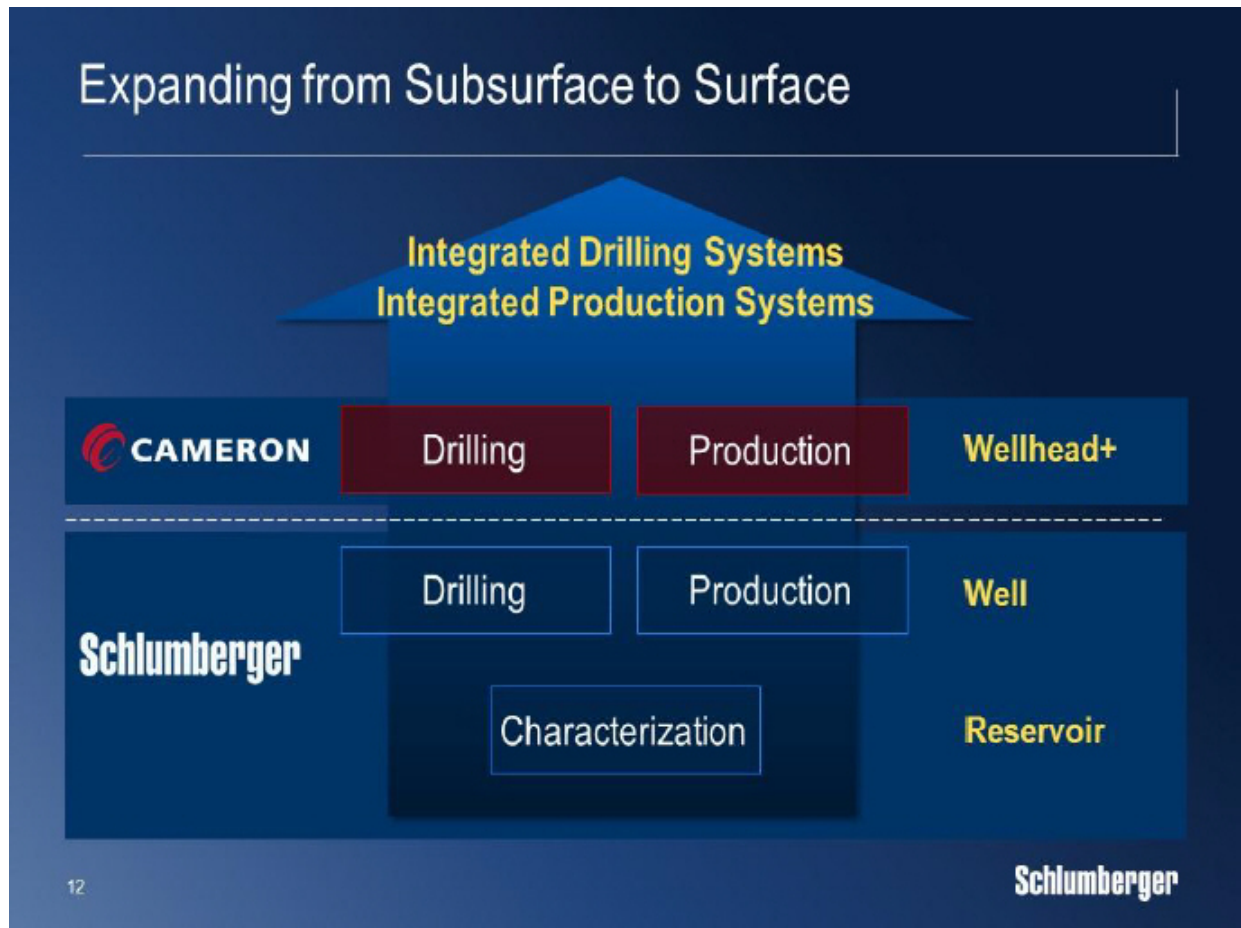
First, the driving force behind the technology evolution is the core expertise coming from our Reservoir Characterization Group.

Second, the overarching value proposition continues to be the evolution of individual hardware components into integrated systems thereby setting new standards of performance, facilitated by instrumentation software, modelling, control and automation.

Third, in the evolution of our offering, we have successfully used targeted M&A activity to complement our own organic growth efforts.

Up until now, our focus as a company has been largely on the subsurface through the reservoir and the well, and the success of our overall approach can be seen by our leadership position in almost every downhole market segment we participate in.

Expanding from Subsurface to Surface



12

As we continue to seek new ways to drive total system performance in the areas of both drilling and production, it has become very clear to us that there is huge potential in a much closer integration between the surface and subsurface parts of both the drilling and production systems.

The surface drilling components, including the BOP and rig equipment, are critical elements in the drilling process.

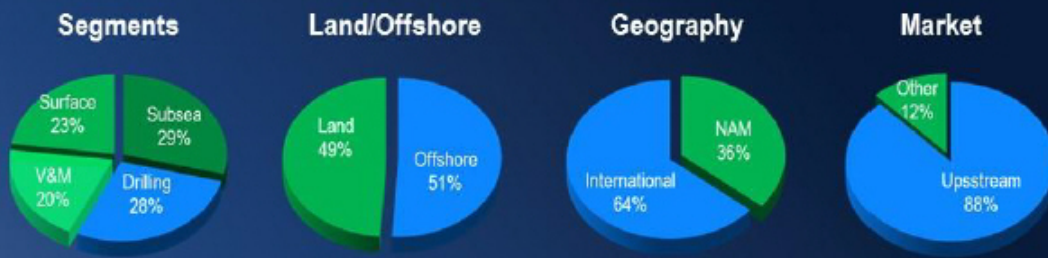
In a similar way, the surface and seafloor production equipment, including wellheads valves and processing hardware, are critical components in the production system.

We aim to drive both drilling and production performance to the next level by introducing new surface sensors and instrumentation, which together with the static and dynamic data from the reservoir and the well, will feed into a common optimization software that controls all the key surface and downhole parameters.

So building on this, the rationale behind the recently announced Cameron transaction is to create technology-driven growth by integrating Schlumberger's leading reservoir and well technology with Cameron's leading wellhead and surface technology.

Through this combination, we will create the industry's first complete drilling and production systems, fully enabled by our unique expertise in instrumentation data processing, software optimization, and system integration.

Cameron – A Balanced Portfolio



- Leading technologies and products across all product lines
- Production related product lines represent 70% of total revenue
- Offshore drilling excluding BOPs represents <5% of total revenue
- Cameron installed base of wellheads is ~30% of accessible global footprint

Source: Cameron

13

Schlumberger

Before I explain in more detail the exciting growth opportunities that will emerge from the combined company, I would like to say a few words about Cameron and what drove us to pursue this transaction.

Cameron, with its proud 90-year history that began in pressure-control technology, is one of the premier engineering and manufacturing companies in our industry, with a broad portfolio of surface-related drilling and production products, which is well-balanced between offshore and land markets.

Today, Cameron holds well-established market leadership positions in each of their product lines, and has an unprecedented global installed-base with Cameron wellheads, found on one-third of the world's accessible producing wells.

When you add to this a company culture focused on the integrity and quality of their products, and a management team open to new ideas, it became clear to us that the basis for a fruitful combination of our two companies was not only compelling but also culturally very feasible.

New Schlumberger Group Structure

	Schlumberger			
	Cameron	Characterization	Drilling	Production
Revenue	\$10.3 billion	\$12.2 billion	\$18.5 billion	\$18.1 billion
Business Rank				
	OneSubsea 2	Wireline 1	Drilling & Measurements 1	Well Services 2
	Drilling Systems 2	Testing Services 1	Geoservices 1	Completions 3
	Valves & Measurements 1	WesternGeo 2	Bits 1	Artificial Lift 2
	Subsurface Systems 1	SIS* 1	M-I SWACO 1	Well Intervention 1
	Processing Systems 1		Drilling Tools 4	

Notes: Revenue year end 2014, CAM and SLB SEC filings
 Business Rank source: Spears Oilfield Market Report May 2015, IHS, Infield, Capital IQ, Spears, SLB and CAM, public sources,
 * No ranking published by Spears; source: Schlumberger

14

Schlumberger

Turning next to the organizational integration, the technology offerings of Schlumberger and Cameron are highly complementary with very little overlap.

Based on this, Cameron with its current product line structure, will join Schlumberger as a complete new product group on par with our existing Characterization, Drilling, and Production Groups. This will significantly simplify the overall integration process.

In terms of the initial integration priorities after the close, the focus will be on streamlining the corporate and back-office support functions leveraging our common infrastructure and supply chain buying-power, as well as establishing a coordinated customer interface.

Following this, we will shift our integration focus on to research, engineering, and manufacturing as we pursue our stated goals of creating the industry's first complete drilling and production systems.

So building on all of this, let me summarize the four elements that make this transaction so compelling.

Compelling Strategic Rationale

- **Growth through integration** of reservoir, well and surface technology with instrumentation and control to launch a new era of drilling and production systems
- **Cost efficiencies through synergy**, delivering improvements in operating costs, supply chain and manufacturing, leveraging Schlumberger's transformation platform
- **Value for customers** through expanded technical capabilities, improved efficiency, closer commercial alignment to lower cost per barrel and raise recovery
- **Value for shareholders** through profitable growth in complementary markets; revenue increased by >20%; \$600M of synergies; accretive to EPS by end of first year

15

Schlumberger

First, is the broad opportunity for technology-led growth through the integration of Schlumberger's subsurface technology with Cameron's surface technology, enabled by our unique strengths in instrumentation software and automation, all together launching a new era of total drilling and production system performance.

Second, is the cost synergies that can be achieved through efficiency improvements in operating costs, engineering and manufacturing processes, and supply chain performance strongly supported by our established corporate transformation program.

Third, is the value we will create for our customers through technology system innovation, improved operational performance, higher levels of cost efficiency, and much closer commercial alignment through new and more risk-based business models, all contributing towards improving production, increasing recovery, and lowering cost per barrel.

Last, the transaction will create value for shareholders through profitable, technology-driven growth in complementary businesses with virtually no product line overlap between Schlumberger and Cameron.

We aim to generate \$300 million in synergies in the first year after the close, and \$600 million in the second year.

And, in terms of earnings-per-share, the transaction will be accretive by the end of the first year.

So let's take a brief look at the synergies starting with costs.

Cost Synergies



16

Schlumberger

Schlumberger and Cameron have broad global footprints.

As Cameron becomes the fourth Schlumberger product group, support functions and operating locations will be integrated to drive efficiency, and to enable a fully coordinated customer interface.

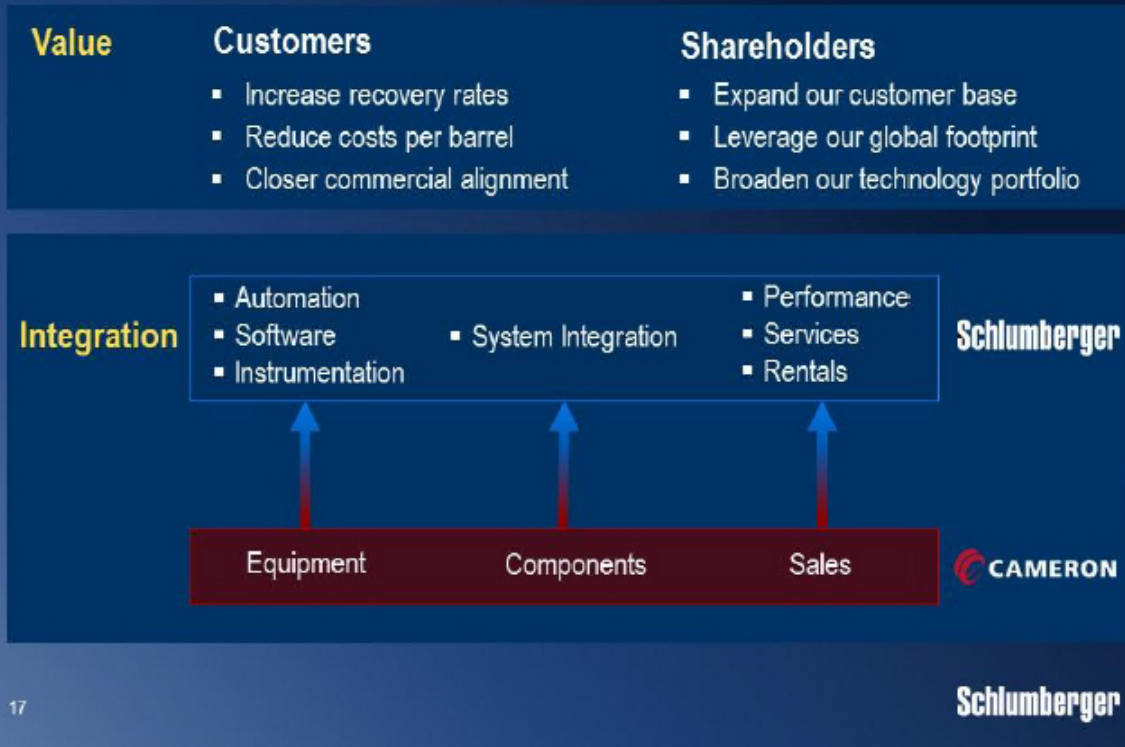
This process will be further enhanced by the maturity of the Schlumberger shared services organization.

Second, while Schlumberger has grown its manufacturing portfolio in recent years, Cameron brings best-in-class manufacturing expertise, and hence, there are significant opportunities to share knowledge and also to combine our two supply chain organizations and save costs.

Third, as we accelerate deployment of our transformation program, we will also extend its reach to Cameron under Scott Rowe's management.

And, in extracting all of these synergies, we will fully leverage the experience we gained during the successful integration of Smith International.

Revenue Synergies



17

While the early synergies are driven by cost efficiencies, the long-term value of the transaction is fully focused on revenue growth.

We will create this growth by expanding Cameron's geographical reach and customer, and by combining our complementary technology offerings to ultimately benefit our customers in the form of higher production, increased recovery, and lower cost-per-barrel.

The growth opportunities include accelerating the implementation of the OneSubsea vision and plans.

Addressing the significant non-productive-time related to BOPs, which is an industry-wide issue, in particular for offshore operations.

Extending the integration of today's drilling systems to include all surface and sub-surface components operating on a common planning, monitoring, and optimization software.

And, further strengthening our offering in fracturing services by combining the CAMShale offering with our ongoing developments in both downhole and surface fracturing technologies.

So let's look closer at each of these opportunities.

OneSubsea – Accelerating the Implementation

- Expand customer base and geographical coverage
- Introduce performance based boosting contracts
- Accelerate joint R&E with Completion and Artificial Lift product lines
- Leverage reservoir knowledge in early design phase discussions
- Increase focus on design simplification and cost efficiency



18

Schlumberger

First, the OneSubsea joint-venture was created to combine subsea design infrastructure and processing capabilities with reservoir modelling, well completions, and flow assurance expertise to help our customers maximize production and recovery.

The approach and offering from OneSubsea is still unique in the industry and has led to new levels of engagement with several customers in the past year.

Going forward, we see clear potential to further accelerate the implementation of a wide range of the OneSubsea business plans.

This includes expanding both the customer base and geographical coverage, building on our extensive global footprint.

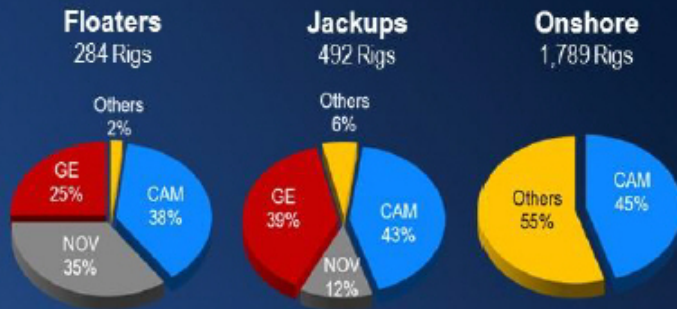
By acquiring 100% of OneSubsea, we will also look to accelerate the joint R&D efforts between OneSubsea and our Completions and Artificial Lift product lines, as we look to integrate the hardware in the well and on the seafloor, through a common control system.

And finally, we see significant opportunity to introduce performance-based boosting contracts for new and existing subsea fields, leveraging our leading multi-phase pump-technology, our strong balance sheet, and our ability to manage both reservoir and production risk.

BOP Non-Productive Time – Addressing the Industry Issue



- Largest installed base of BOPs
- Introduce service based business models
- Launch R&E program for future BOPs



Source: IHS-Petrodata, Internal data. *Active fleet only (newbuilds not included)

19

Schlumberger


Next are the BOPs, which are one of the industry's most critical control technologies, and at the same time also one of the main causes of non-productive time, in particular for offshore operations.

Cameron's installed base of BOP's is the largest in the industry, and they have pioneering expertise in both building and maintaining BOP's.

Cameron's BOP expertise and customer base, combined with the high-quality service-based business model of Schlumberger, and by leveraging our instrumentation and software technologies, we believe we can bring game-changing efficiencies to this business, both on land and offshore.

In the longer-term, the integration of the Schlumberger and Cameron R&D platforms will enable development of the next-generation BOP, combining hydraulic control with sensor and software technologies to help determine the health operating status and performance of the BOP.

Rig of the Future – The New Land Drilling System



Design

- Proprietary features based on years of R&E
- Augmented by the recent T&T acquisition

Manufacturing

- JV with Bauer closing in Q4 2015
- First rig to be delivered in Q1 2016

Rig Equipment

- Surface components provided by Cameron
- Closely integrated with Drilling Group BHA

Software

- Developed on the Petrel platform
- Optimization of planning and wellsite execution

20

Schlumberger

Third, is land drilling where our Drilling Group offers a complete range of industry-leading product lines covering all aspects of downhole tools, drilling fluids, and mud logging.

As stated previously, we see a significant business opportunity in combining our integrated downhole drilling technology with a new generation of highly efficient land rigs, creating an integrated drilling platform driven by a common software system with automated end-to-end workflows.

We are currently in the process of translating this vision into reality by addressing the following elements.

We have for the past two years been working on a new land rig design, and supported by the recent acquisition of Houston-based T&T Engineering, a leading land rig design firm, we are now finalizing our new designs and making them ready for manufacturing.

To address the manufacturing side, I am pleased to announce that we are forming a joint-venture with Bauer Deep Drilling from Germany, which brings both the required manufacturing expertise and footprint.

From Cameron, we will get all the required drilling equipment including top drives, pipe-handling, and BOPs.

While the entire software backbone is developed by our SIS product line, built directly on top of the Petrel earth model and including all aspects of well design and planning, drilling optimization and control, and supported by our Big Data and Cloud Computing technology center, recently established in Palo Alto, California.

We are confident that our new land rig system will create the next step-change in drilling performance for our customers, as well as new growth opportunities for Schlumberger in a market segment overdue for both re-capitalization and introduction of new technology.

CAMShale

- Drilling Pressure Control
- Wellheads
- Production Systems
- Flowback and Testing

- World's largest rental fleet of pressure control equipment
- Integrate with frac fleet to optimize and automate surface set-up and operations

21

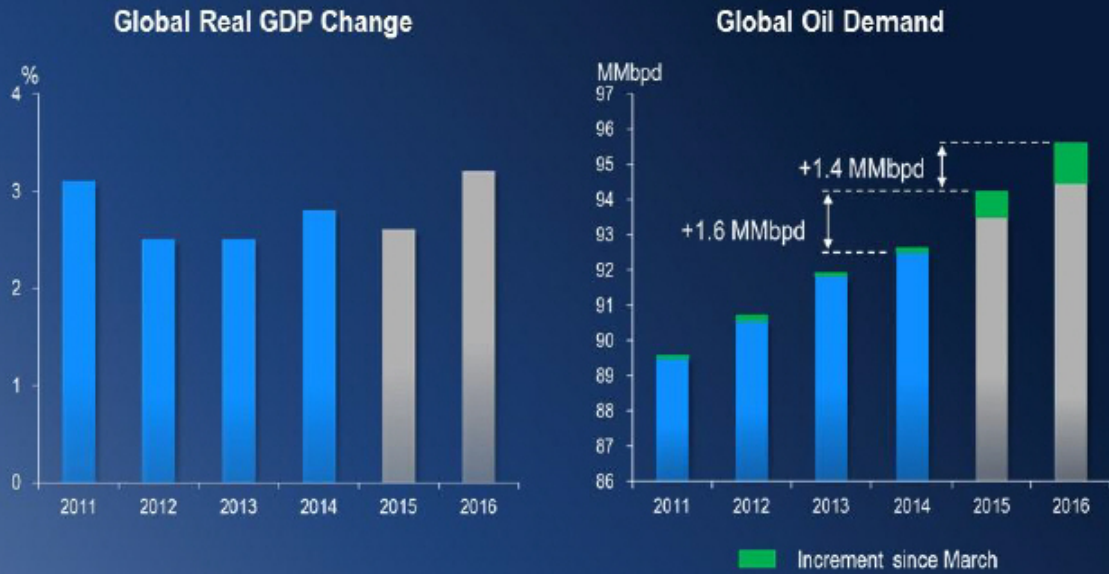
Schlumberger

Fourth, is unconventional resources, where Cameron has the world's largest rental fleet of hydraulic fracturing pressure-control equipment, providing everything between the pressure pumping fleet and the well.

The combination of our existing fracturing fleet footprint with CAMSHALE, and a number of other surface technology R&D projects, represent a significant opportunity to optimize and automate today's capital intensive surface set-up.

So with these synergy examples let's next turn to the market outlook.

Setback in 2015 GDP Growth, Yet Oil Demand Accelerates



Source: IHS, IEA, SLB Analysis

22

Schlumberger

So far this year, global GDP growth has faced a series of headwinds, but in spite of slower US growth in the first quarter, uncertainty in the Eurozone linked to Greece and a continuing slowdown in China, the growth is still expected to end up around 2.6%.

Looking forward to 2016, the global GDP growth forecast is still higher than 2015 at 3.2% driven by stronger growth in the US.

In line with this, the IEA sees continued growth in global oil demand and has, since March this year, upgraded growth estimates to 1.6 million barrels per day in 2015 and 1.4 million barrels per day in 2016, even with continued growth concerns in China.

And, while oil demand is revised upwards, the dramatic reductions in E&P investments over the past year is starting to have an impact on the various sources of oil supply.

Sources of Supply Growth are Diminishing



Source: IEA, EIA, SLB analysis
 * Includes impact of upward revision for Iran in Feb-15

23

Schlumberger

In North America, 2015 full-year oil production will show growth year-over-year, however, with E&P investments continuing to drop during the year and production peaking already in April we expect either flat or lower full-year production in 2016.

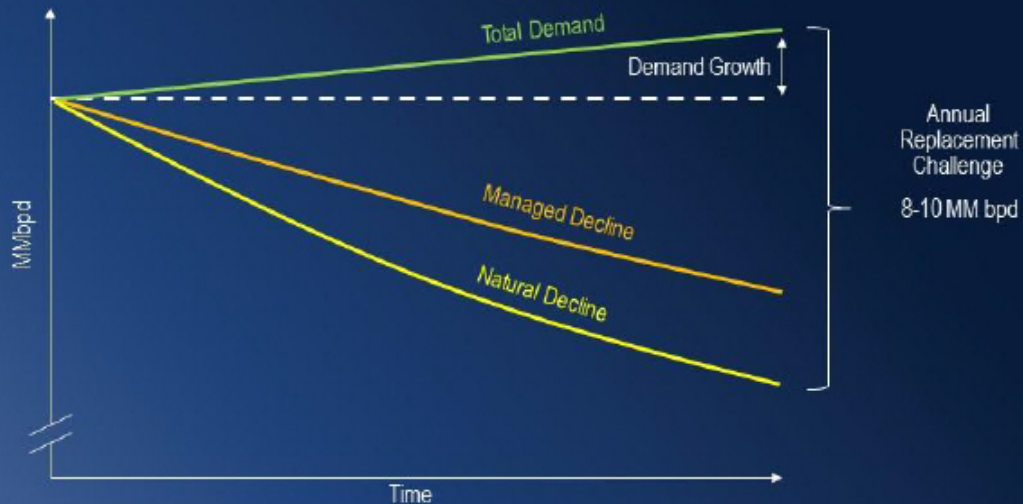
Non-OPEC, non-NAM supply will, in 2015, end up flat year-over-year, but we expect it to decline in 2016 as the full impact of lower E&P investments is felt in the aging production base.

Within OPEC, the significant growth in marketed supply is offset by an even larger drop in spare capacity leaving OPEC's total production capacity flat to slightly down today versus 12 months ago, and excluding Iran, this trend is not expected to change in the near, or even the medium term.

Based on this, the combined 2016 production outlook for the three global supply sources is flat to down versus 2015, which given the strong demand outlook, is why we maintain that the physical balance in the oil market continues to tighten.

The flattening production we are now seeing is just the starting point of what could come if E&P investments and oilfield activity is not increased soon.

The Production Replacement Challenge



- Annual replacement challenge driven more by production decline than by demand growth
- E&P investment cuts impacting total production replacement capacity

24

Schlumberger

We believe that the market is currently under-estimating the oil industry's annual production replacement challenge, which is defined on one side by the natural decline of the aging production base, and the demand growth on the other side.

This supply gap is, each year, filled by investments made in the mature production base to reduce the natural decline rate to a managed decline rate, while investments in new reserves brings production back to the baseline and addresses demand growth.

The magnitude of the annual production replacement challenge is in the range of 8-10 million barrels per day, which is an order of magnitude higher than the average growth in demand.

The dramatic reduction in global E&P investments will, with some delay, have a significant impact on the industry's ability to meet this significant replacement challenge.

At this stage, we are still in the delay period with only early signs of a weakening supply base, but the longer the investment cuts are upheld, the more severe the impact will be on the replacement capacity.

Based on this, we continue to expect upwards movement in oil prices, either later this year or in the first part of next year, when the market fully realizes the tightness of the physical balances and the pending supply impact from lower investments.

We further believe that OPEC will continue to focus on protecting market share and will aim to stabilize oil prices above where they are today, but well below the \$100 level, by shifting more of their spare capacity to marketed production and potentially further helped by additional exports from Iran.

Oilfield Services – 2016 Outlook

- Customers likely to maintain conservative view on 2016 budgets
- Underlying H1-16 activity in line with H2-15 levels, excluding seasonal effects
- Potential activity upside on land in second half of 2016, dependent on oil price
- Offshore still focused on shallow water and ongoing deepwater commitments
- Another year of subdued, unsustainable exploration activity
- Continued pricing pressure in 2016, both internationally and in North America
- Overcapacity in North America will significantly delay any pricing rebound

25

Schlumberger

So what does this mean for the oilfield services markets?

First of all, given the magnitude of the annual production replacement challenge and the ongoing tightening of the oil market, there will be a strong need for higher E&P investments to meet demand in the coming years.

Still, we believe our customers will take a conservative approach to their 2016 budgets, so if the anticipated oil price increase slips into early parts of next year, it is not expected to have a major impact on the initial budgets for next year.

We expect the underlying activity in the first half of next year to be in line with the second half of this year, excluding the seasonal impact in the first quarter.

If oil price permits, some customers could increase budgets in the second half of next year, with general focus on land operations in various parts of the world due to the faster mobilization times for these types of operations.

Given the longer planning cycle for offshore work, we see a continuation of the trend from this year in 2016, with focus on shallow water work in mature basins and already committed deep-water projects.

While for exploration we expect subdued activity for yet another year, although activity and discovery levels are already down to unsustainable levels for the industry.

In terms of pricing, we believe the pressure will continue into next year but, with higher oil prices, is likely to ease quicker overseas, while the massive overcapacity in North America land will delay any significant pricing traction for some time.

Conclusions

- Schlumberger continues its multi-year run of financial outperformance, by proactively navigating the severe oil industry downturn.
- The proposed Cameron acquisition is a compelling extension to our business portfolio, building on our proven formula for evolving our technical offering.
- Physical balance of the oil market continues to tighten, driven more by the under-investment and decline in the global production base, than demand growth
- Strong need for higher E&P investments to offset decline in coming years, still, customers expected to take a conservative approach to initial 2016 budgets
- Our global footprint, differentiated technology offering and accelerated corporate transformation is the basis for Schlumberger's continued financial outperformance

26

Schlumberger

Ladies and gentlemen, I would like to conclude by reinforcing the following key points.

Schlumberger continues its multi-year run of financial outperformance, and by focusing on prompt and proactive resource management, we have minimized the impact on our financial performance and maintained the quality of our operations.

The proposed Cameron transaction is a compelling extension to our business portfolio, building on our proven formula for evolving our technical offering, and will lead to significant value for our customers through improved production, increased recovery, and lower cost per barrel.

The physical balance of the oil market continues to tighten as the under-investment and decline in the global production base poses far greater challenges to supply than the headline growth in demand, and potentially higher exports from Iran.

While there is clearly a strong need for higher E&P investments to meet the production replacement challenge in coming years, our customers are still expected to, initially, take a conservative approach to their 2016 budgets.

In Schlumberger, we remain confident in our capacity to weather this downturn better than our surroundings.

Through our global reach, the strength of our technology offering, and our corporate transformation program, we are creating a great platform to increase revenue market share, post superior earnings, and continue to deliver unmatched levels of free cash flow. Thank you very much.